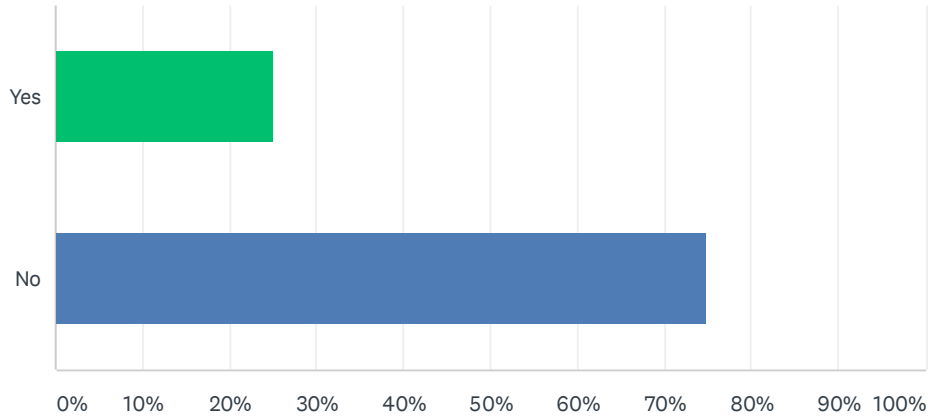


Q1 Do you know what DMNA stands for?

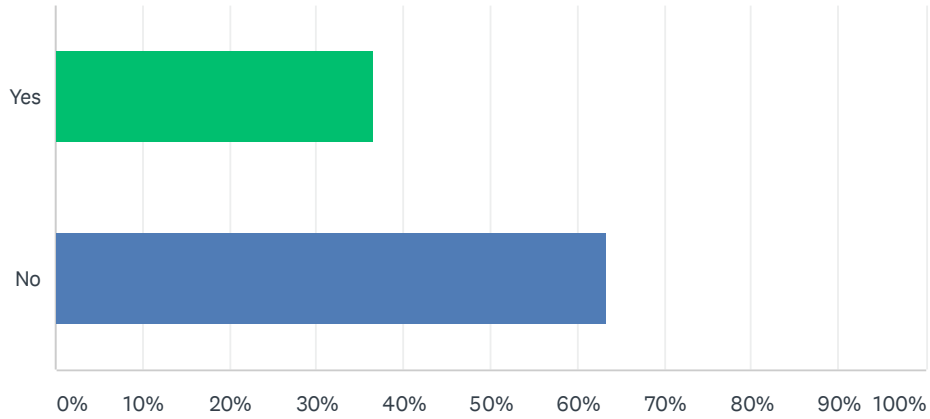
Answered: 298 Skipped: 0



ANSWER CHOICES	RESPONSES	
Yes	25.17%	75
No	74.83%	223
TOTAL		298

Q2 Do you live or work in either the Downtown East or Downtown West neighborhood

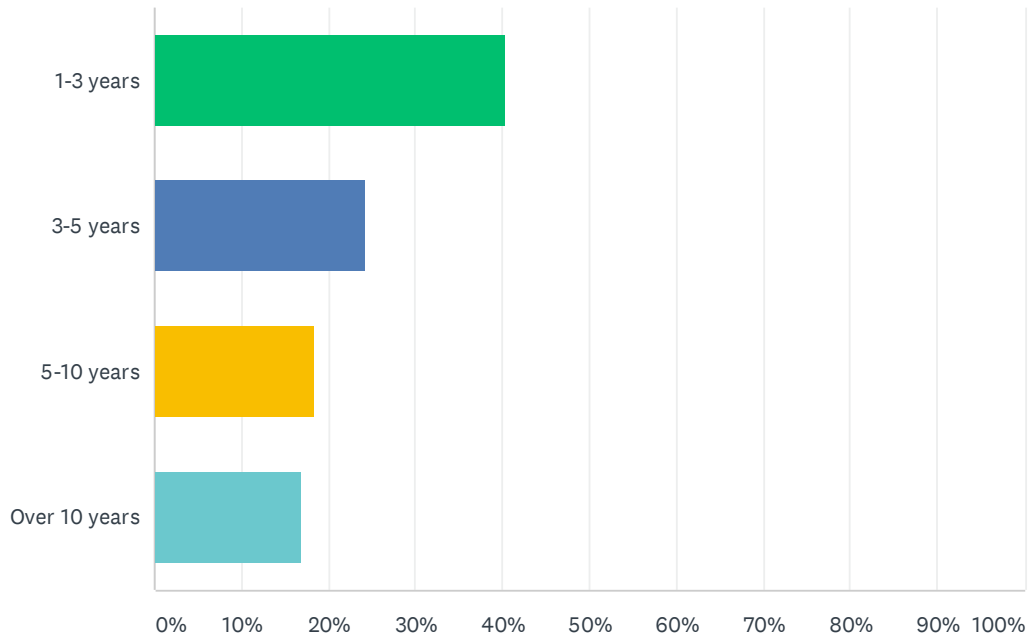
Answered: 297 Skipped: 1



ANSWER CHOICES	RESPONSES	
Yes	36.70%	109
No	63.30%	188
TOTAL		297

Q3 How long have you lived here?

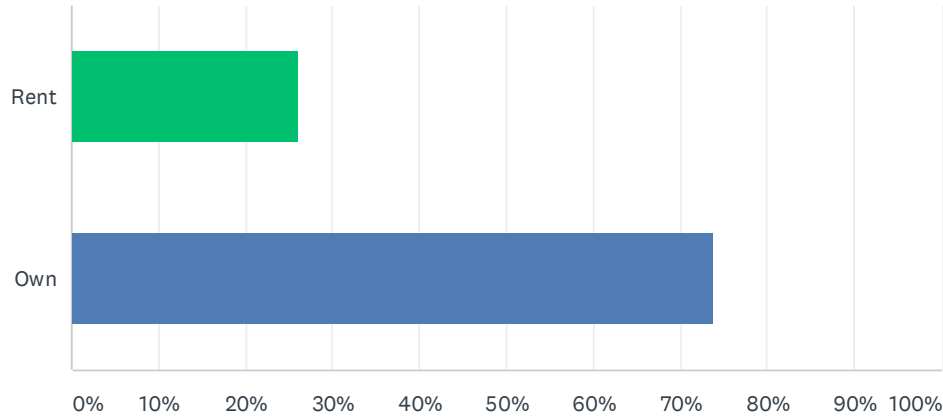
Answered: 136 Skipped: 162



ANSWER CHOICES	RESPONSES	
1-3 years	40.44%	55
3-5 years	24.26%	33
5-10 years	18.38%	25
Over 10 years	16.91%	23
TOTAL		136

Q4 What are your long term residential plans?

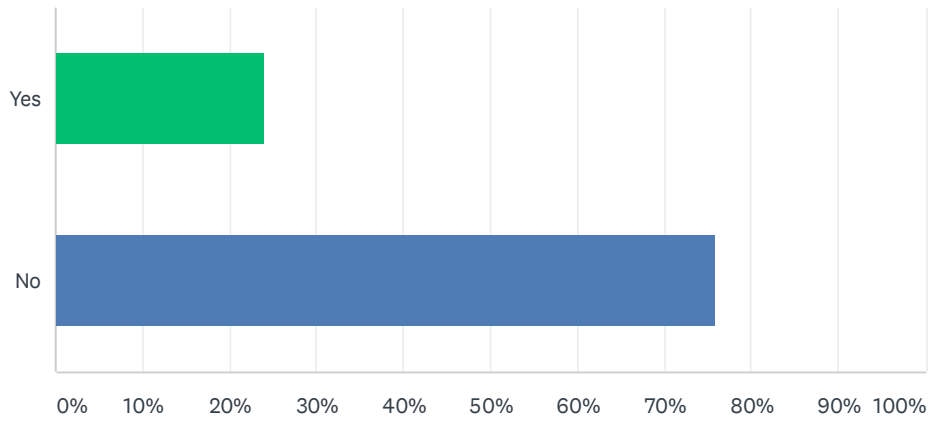
Answered: 210 Skipped: 88



ANSWER CHOICES	RESPONSES
Rent	26.19% 55
Own	73.81% 155
TOTAL	210

Q5 Did you know that the DMNA represents your interests at City Hall?

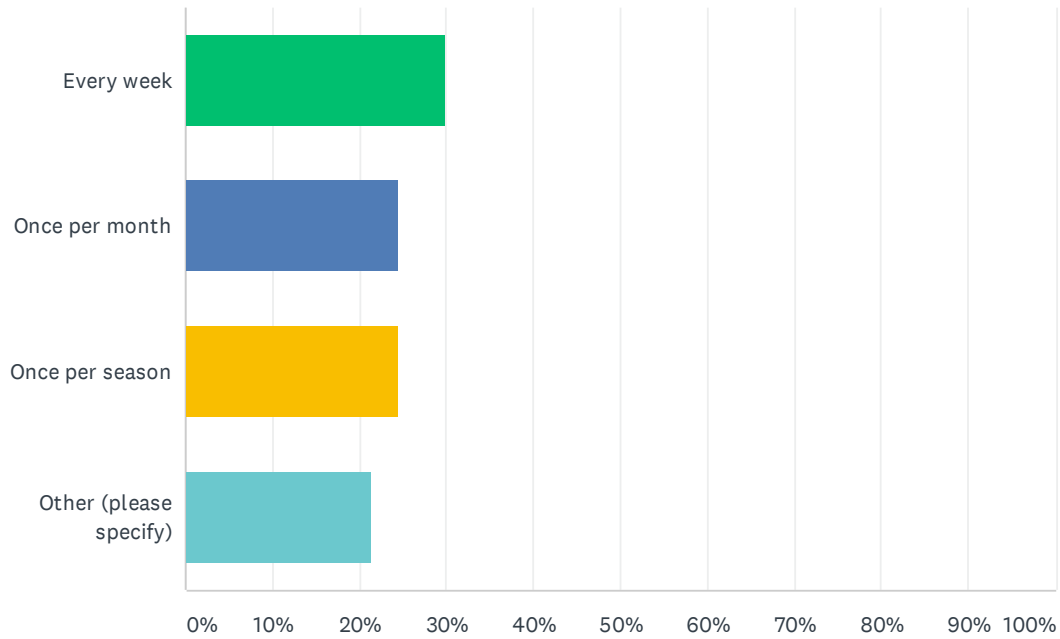
Answered: 241 Skipped: 57



ANSWER CHOICES	RESPONSES	
Yes	24.07%	58
No	75.93%	183
TOTAL		241

Q6 How often do you come to the Mill City Farmers Market?

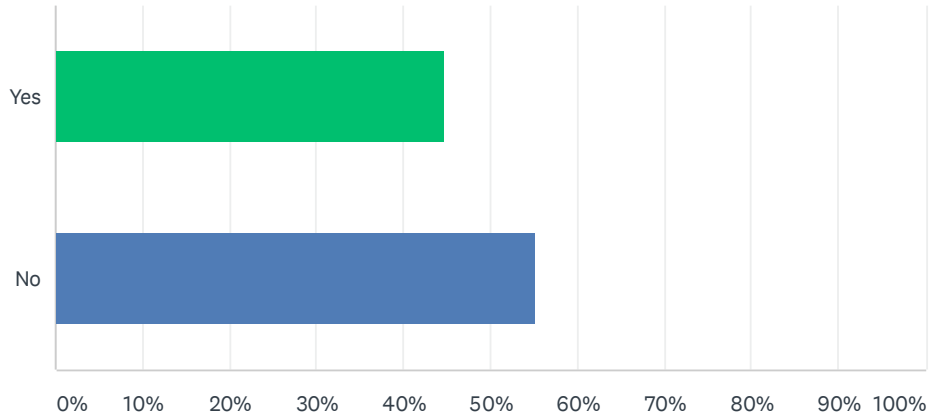
Answered: 295 Skipped: 3



ANSWER CHOICES	RESPONSES	
Every week	29.83%	88
Once per month	24.41%	72
Once per season	24.41%	72
Other (please specify)	21.36%	63
TOTAL		295

Q7 Do you visit the Mill City Farmers Market Winter Market?

Answered: 264 Skipped: 34



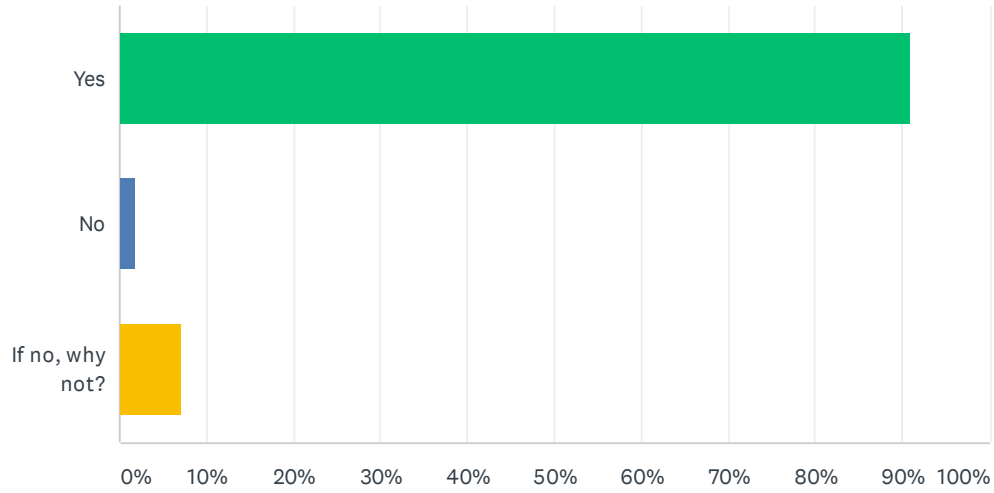
ANSWER CHOICES	RESPONSES	
Yes	44.70%	118
No	55.30%	146
TOTAL		264

Q8 How would you improve the Mill City Farmers Market?

Answered: 86 Skipped: 212

Q9 Do you feel safe in the downtown community?

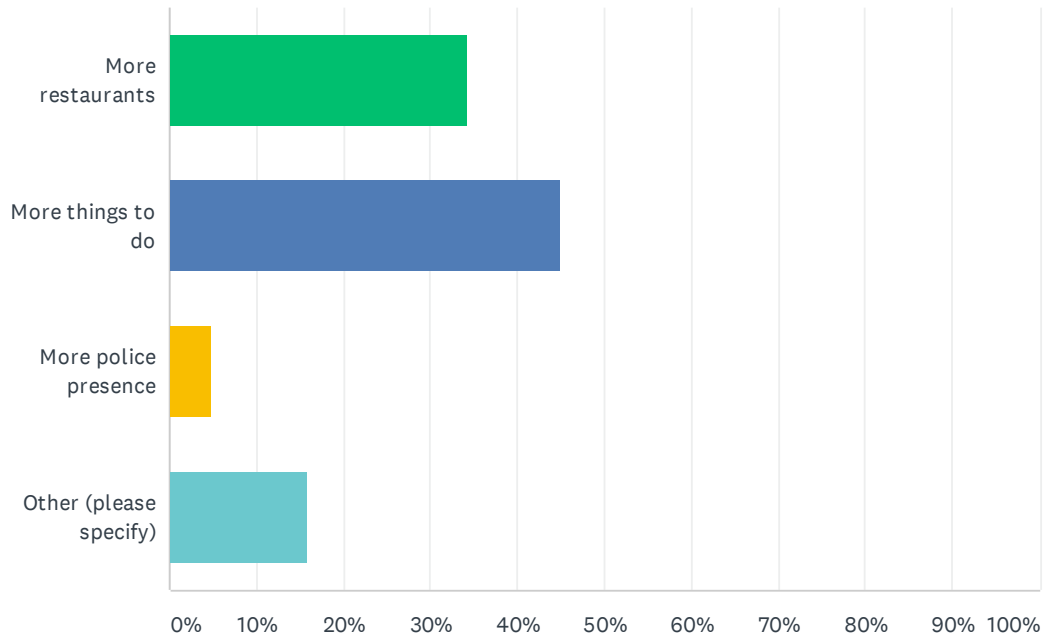
Answered: 267 Skipped: 31



ANSWER CHOICES	RESPONSES
Yes	91.01% 243
No	1.87% 5
If no, why not?	7.12% 19
TOTAL	267

Q10 What would you like to see in the neighborhood that is not here now?

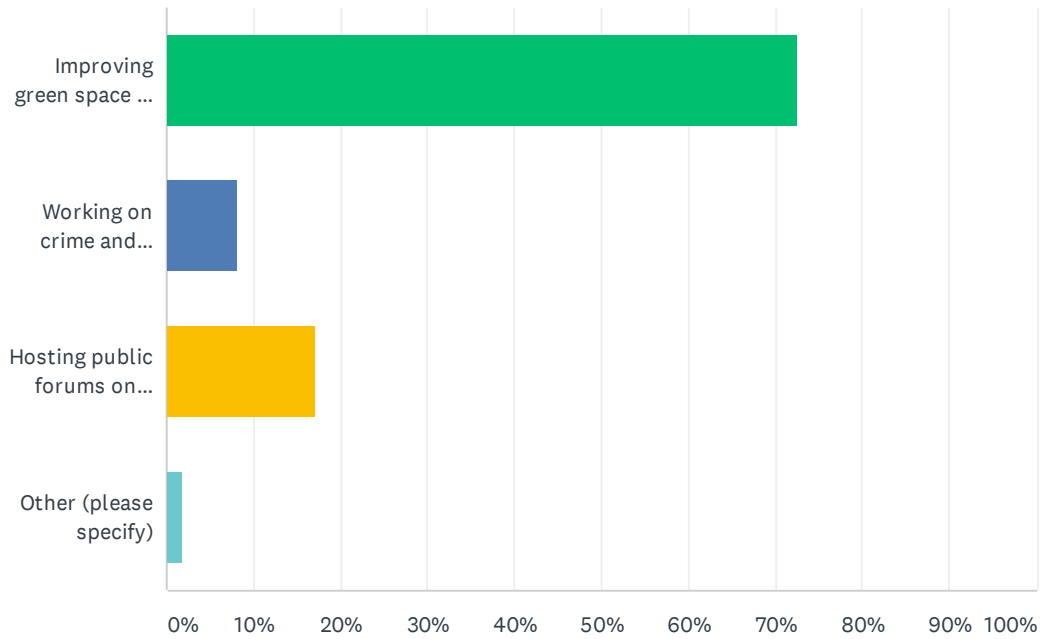
Answered: 251 Skipped: 47



ANSWER CHOICES	RESPONSES	
More restaurants	34.26%	86
More things to do	45.02%	113
More police presence	4.78%	12
Other (please specify)	15.94%	40
TOTAL		251

Q11 How would you like to see the DMNA involved in your community?

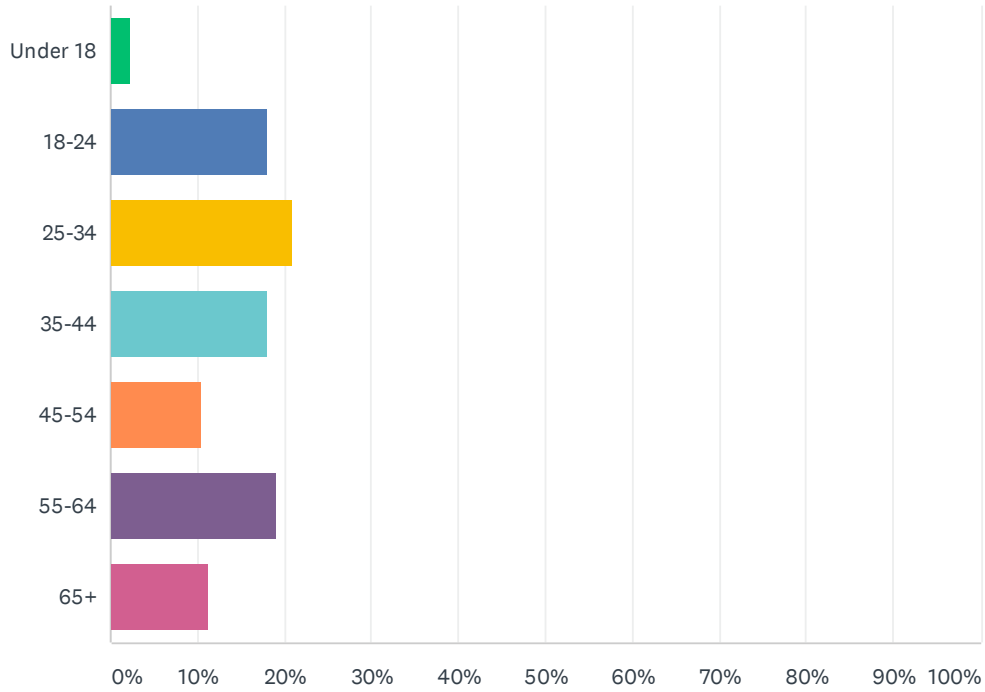
Answered: 255 Skipped: 43



ANSWER CHOICES	RESPONSES	
Improving green space / public realm	72.55%	185
Working on crime and safety	8.24%	21
Hosting public forums on topics such as homelessness, transportation, crime and safety, recycling, etc...	17.25%	44
Other (please specify)	1.96%	5
TOTAL		255

Q12 What is your age range?

Answered: 267 Skipped: 31



ANSWER CHOICES	RESPONSES	
Under 18	2.25%	6
18-24	17.98%	48
25-34	20.97%	56
35-44	17.98%	48
45-54	10.49%	28
55-64	19.10%	51
65+	11.24%	30
TOTAL		267